



Sharing of P1 Curriculum@Zhenghua

2 Jan 2024



Zhenghua's Art Team

Overview of P1 curriculum

Term	Topic
Term 1	Ceramics lesson
Term 2	Drawing of Self Portrait
Term 3	Art and Music
Term 4	My Fuzzy Bug

Broad-based Programme

Primary 1	Primary 2	Primary 3
<input type="checkbox"/> Ceramics lesson	<input type="checkbox"/> Paper Cutting	<input type="checkbox"/> Batik <input type="checkbox"/> ALP
Primary 4	Primary 5	Primary 6
<input type="checkbox"/> Photography <input type="checkbox"/> IMBL lessons	<input type="checkbox"/> Ceramics <input type="checkbox"/> IMBL lessons	<input type="checkbox"/> International and local artists

Learning Outcomes




Domain and Key Competencies	Learning Outcomes
See Competencies: Observe – Wonder – Inquire	LO1: Identify simple visual qualities in what they see around them LO2: Draw to express curiosity, ideas and things that relate to personal interests and experiences
Express Competencies: Create – Innovate – Present	LO3: Play with a variety of materials and tools to create different effects in their art LO4: Explore and use visual qualities, materials and artistic processes to share personal interests, imagination and curiosity in their art making LO5: Collect artefacts/learning evidence
Appreciate Competencies: Reflect – Connect – Respond	LO6: Share and talk about their artworks using appropriate art vocabulary LO7: Discuss and relate artworks created by others to their own artworks and experiences


Artful Thinking Routines

- See-Think-Wonder
- Compare & Contrast
- Alber's 5 Questions
- Circle of Viewpoints
- I used to Think... Now I Think...

Our Art Facilities - Art Rooms (Main Building & ISH)









Materials for Art Lessons:

- Coloured Pencils
- Oil Pastels
- Water Colour Paint Palette
- Coloured Paper
- Brushes (3 pieces)
- Cup – For washing brushes
- A3 Transparent Art Folio – 2 Button Plastic Folder
- Black Fine Tip Permanent Marker
- Glue Stick
- Apron/ old t-shirt
- A piece of rag

All these materials should be labelled and placed in an Art bag, with your child's name and class labelled clearly. All bags will be kept in class for the whole year.

THANK YOU

